

July 2014

All Home Types
Single Family
Townhouse
Condo/Coop
Mobile Home

Local Market Insight

Haywood County, NC



Presented by
Danny Pugh
Mountain Dreams Realty of WNC, Inc.
Email: mtnland@earthlink.net
Work Phone: 828-926-0400
Mobile Phone: 828-734-1120
Web: www.MDRNC.com

July 2014

Haywood County, NC

New Listings **174**

↓ **-22.0%** ↑ **5.5%**
 from Jun 2014: **223** from Jul 2013: **165**

YTD	2014	2013	+/-
	1,097	1,025	7.0%

5-year Jul average: **156**

Closed Sales **81**

↑ **11.0%** ↓ **-11.0%**
 from Jun 2014: **73** from Jul 2013: **91**

YTD	2014	2013	+/-
	427	412	3.6%

5-year Jul average: **61**

New Pendings **38**

↔ **0.0%** ↑ **26.7%**
 from Jun 2014: **38** from Jul 2013: **30**

YTD	2014	2013	+/-
	244	231	5.6%

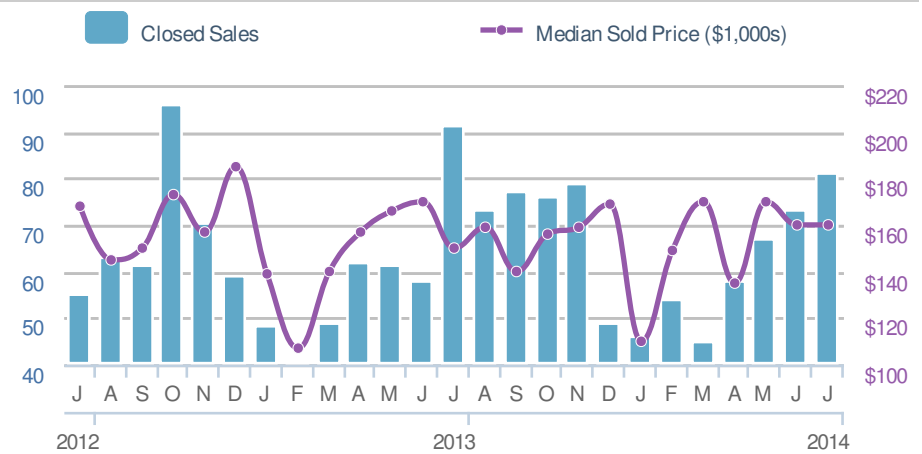
5-year Jul average: **32**

Median Sold Price **\$160,000**

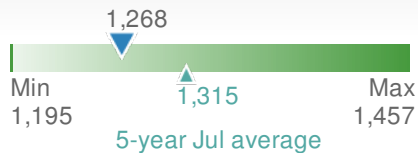
↔ **0.0%** ↑ **6.7%**
 from Jun 2014: **\$160,000** from Jul 2013: **\$150,000**

YTD	2014	2013	+/-
	\$156,000	\$149,500	4.3%

5-year Jul average: **\$147,600**

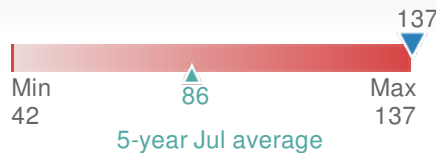


Active Listings **1,268**



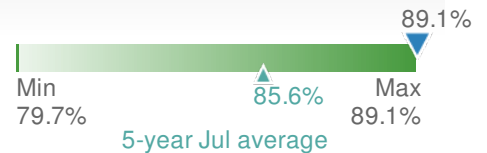
Jun 2014	Jul 2013
1,216	1,195

Median Days to Contract **137**



Jun 2014	Jul 2013	YTD
94	79	125

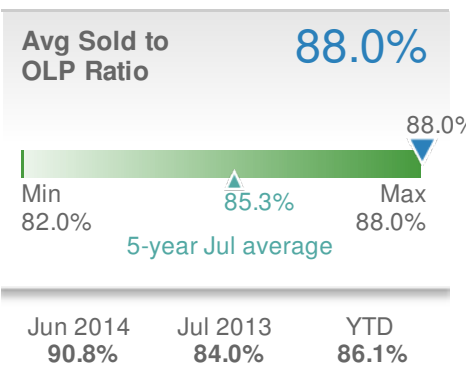
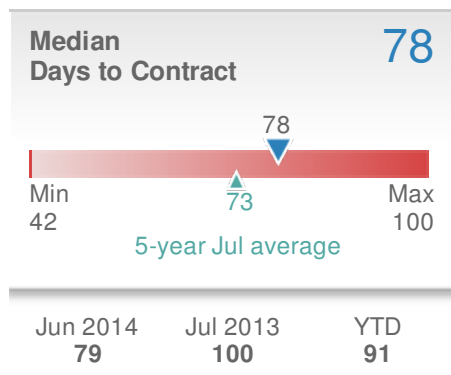
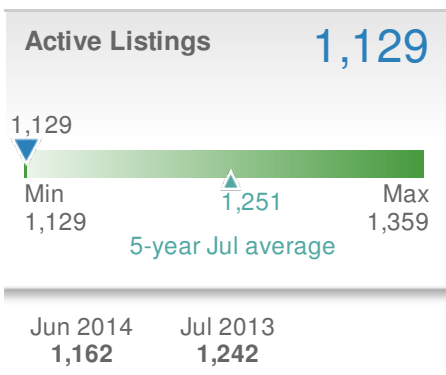
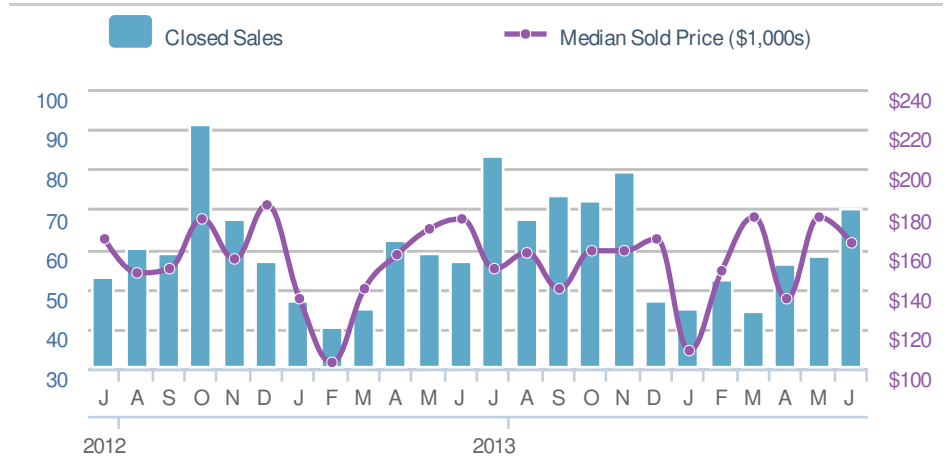
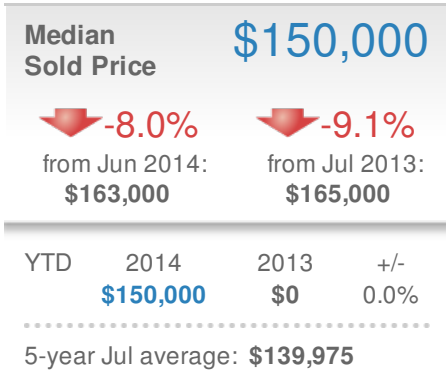
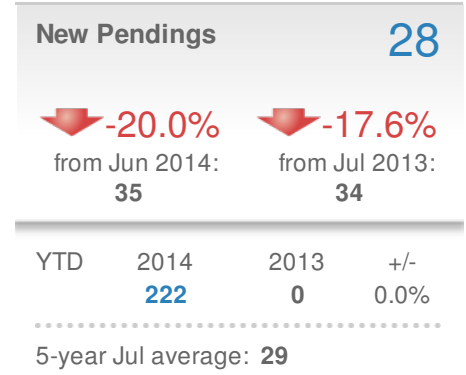
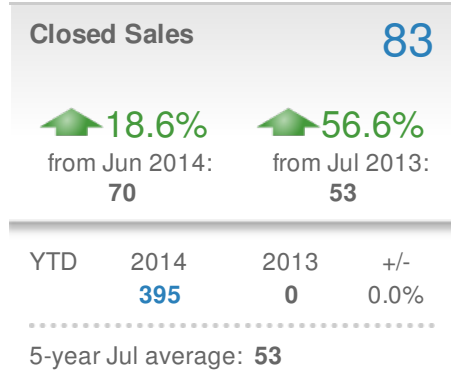
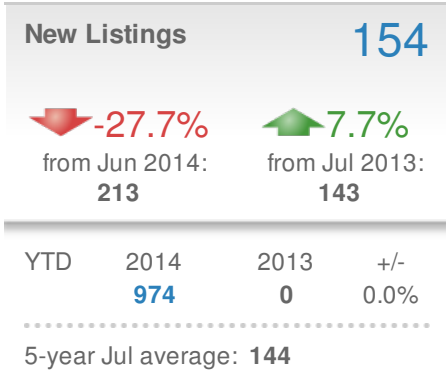
Avg Sold to OLP Ratio **89.1%**



Jun 2014	Jul 2013	YTD
90.1%	88.0%	87.1%

July 2014

Haywood County, NC - Single Family



July 2014

Haywood County, NC - Townhouse

New Listings 7

▲ **75.0%**
 from Jun 2014:
4

▲ **250.0%**
 from Jul 2013:
2

YTD	2014	2013	+/-
	24	0	0.0%

5-year Jul average: 4

Closed Sales 5

▲ **400.0%**
 from Jun 2014:
1

▲ **400.0%**
 from Jul 2013:
1

YTD	2014	2013	+/-
	7	0	0.0%

5-year Jul average: 2

New Pending 1

▼ **-50.0%**
 from Jun 2014:
2

↔ **0.0%**
 from Jul 2013:
1

YTD	2014	2013	+/-
	2	0	0.0%

5-year Jul average: 1

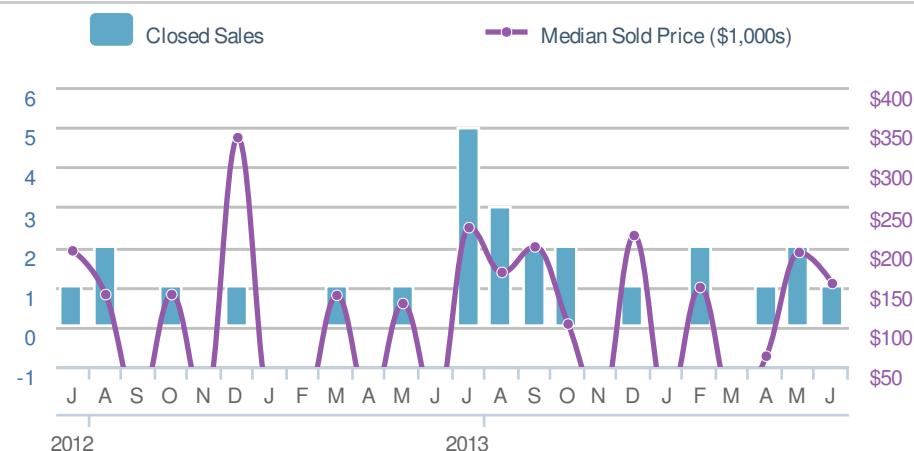
Median Sold Price \$224,000

▲ **45.0%**
 from Jun 2014:
\$154,500

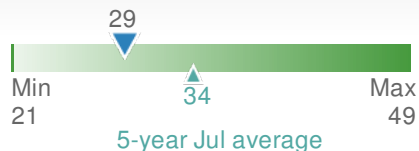
▲ **14.9%**
 from Jul 2013:
\$195,000

YTD	2014	2013	+/-
	\$139,000	\$0	0.0%

5-year Jul average: \$139,750



Active Listings 29



Jun 2014	Jul 2013
22	21

Median Days to Contract 354



Jun 2014	Jul 2013	YTD
345	0	322

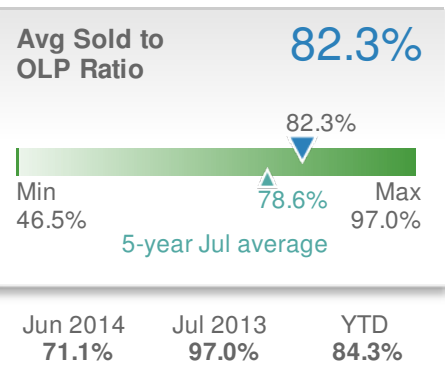
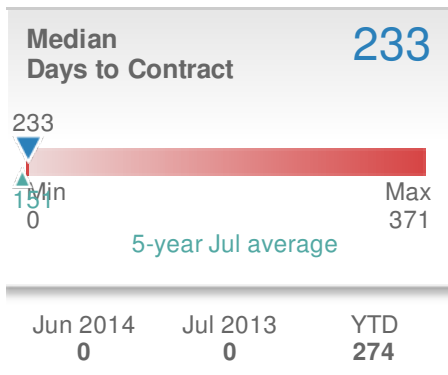
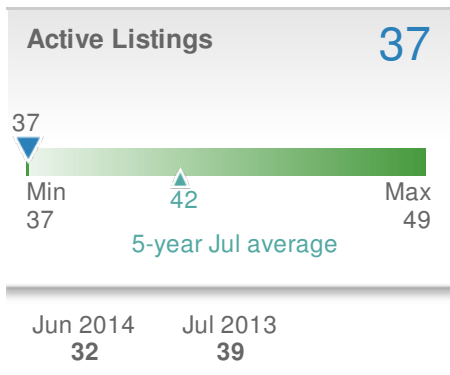
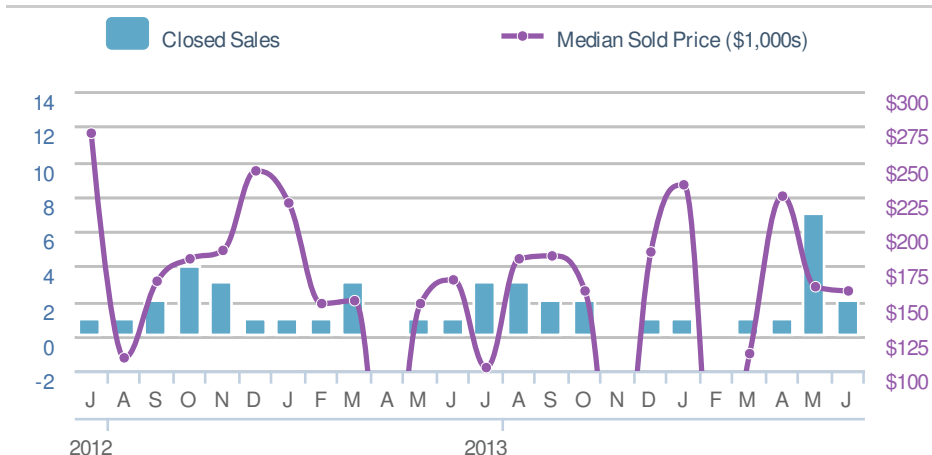
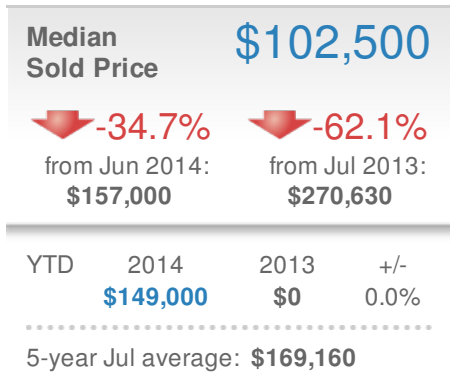
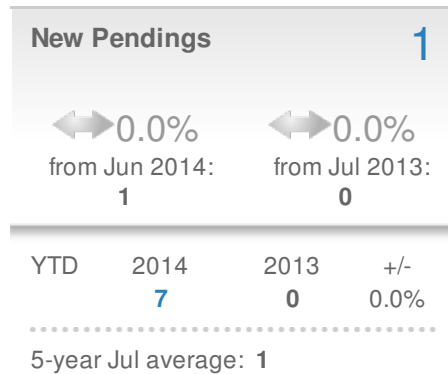
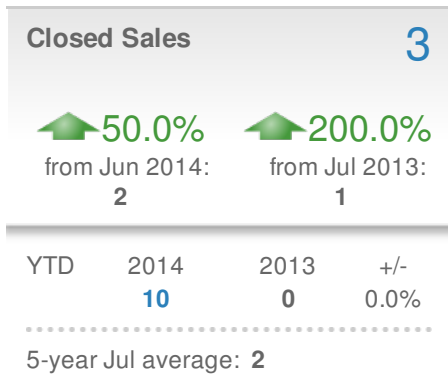
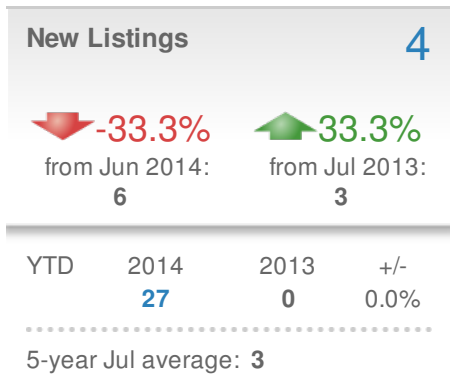
Avg Sold to OLP Ratio 91.3%



Jun 2014	Jul 2013	YTD
81.1%	83.0%	91.0%

July 2014

Haywood County, NC - Condo/Coop



July 2014

Haywood County, NC - Mobile Home

